

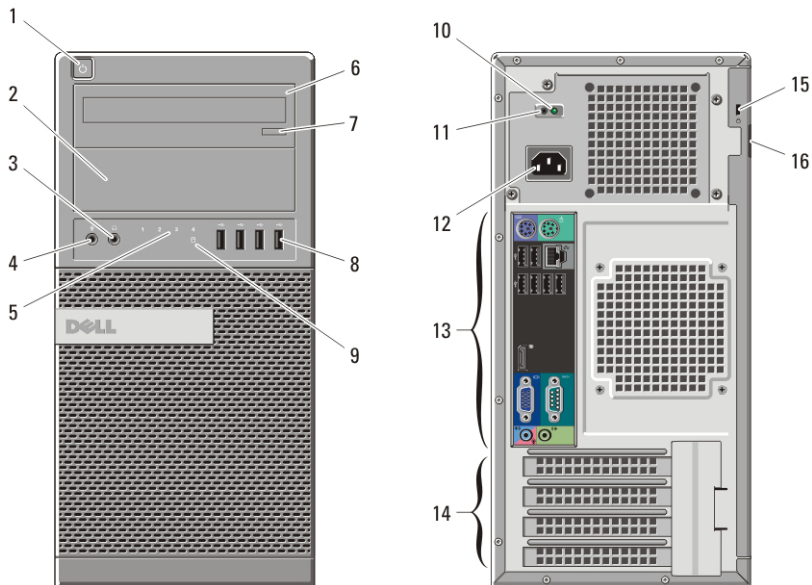
# Dell OptiPlex 790

## Setup And Features Information

### O upozorenjima

 **UPOZORENJE: UPOZORENJE** označava moguće oštećenje imovine, tjelesne ozljede ili smrt.

### Mini-Tower — Front And Back View



Slika 1. Front And Back View Of Mini-Tower

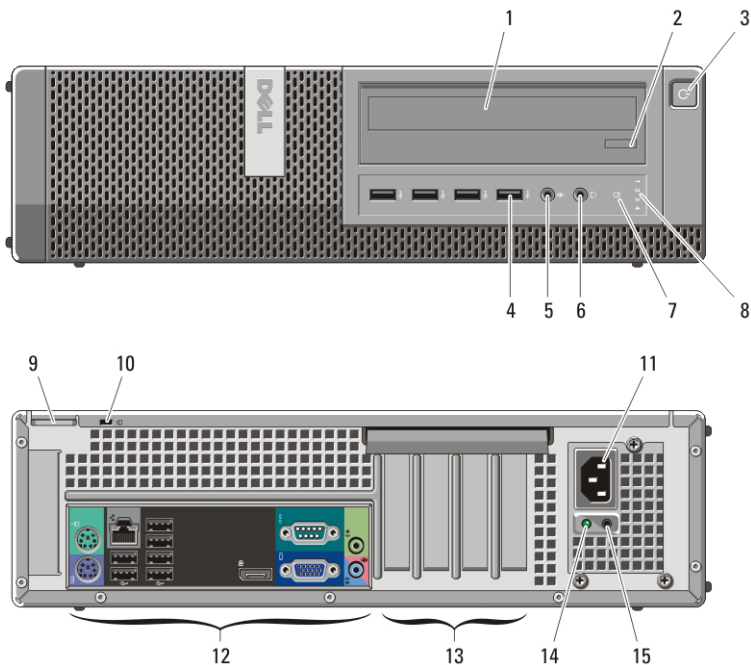
- |                                 |                                    |
|---------------------------------|------------------------------------|
| 1. power button, power light    | 9. drive activity light            |
| 2. optical-drive bay (optional) | 10. power supply diagnostic light  |
| 3. headphone connector          | 11. power supply diagnostic button |
| 4. microphone connector         | 12. power connector                |
| 5. diagnostic lights (4)        | 13. back panel connectors          |
| 6. optical drive (optional)     | 14. expansion-card slots (4)       |
| 7. optical-drive eject button   | 15. security-cable slot            |
| 8. USB 2.0 connectors (4)       | 16. padlock ring                   |



OF1KDPA00

Regulatory Model: D09M, D05D, D03S, D01U  
Regulatory Type: D09M001, D05D001,  
D03S001, D01U002  
2011 - 02

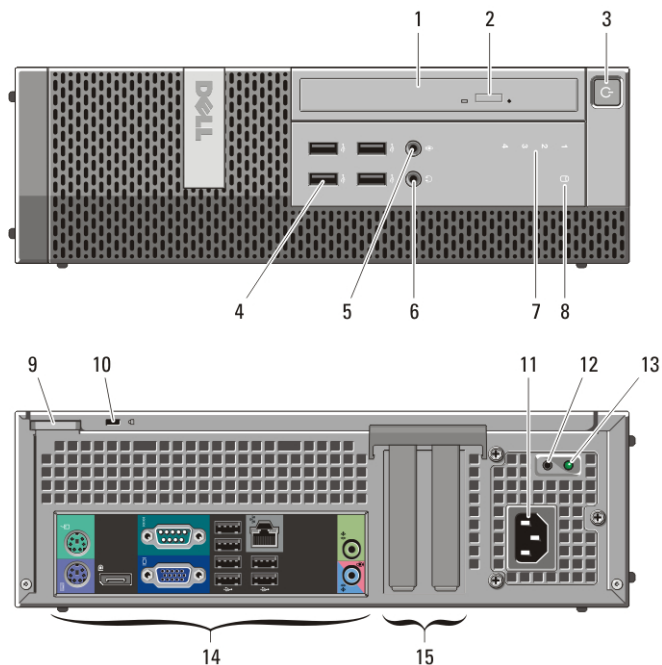
## Stolno računalo — Prednji i stražnji pogled



**Slika 2. Prednji i stražnji pogled na stolno računalo**

- |   |                                     |
|---|-------------------------------------|
| 1. optički pogon                            | 8. dijagnostička svjetla (4)        |
| 2. gumb za otvaranje optičkog pogona        | 9. prsten lokota                    |
| 3. gumb napajanja, svjetlo napajanja        | 10. utor za sigurnosni kabel        |
| 4. USB 2.0 priključci (4)                   | 11. priključak za napajanje         |
| 5. priključak za mikrofonski                | 12. priključci stražnje ploče       |
| 6. priključak za slušalice                  | 13. utori za kartice proširenja (4) |
| 7. svjetlo za označavanje aktivnosti pogona | 14. svjetlo dijagnostike napajanja  |
|   | 15. gumb za dijagnostiku napajanja  |

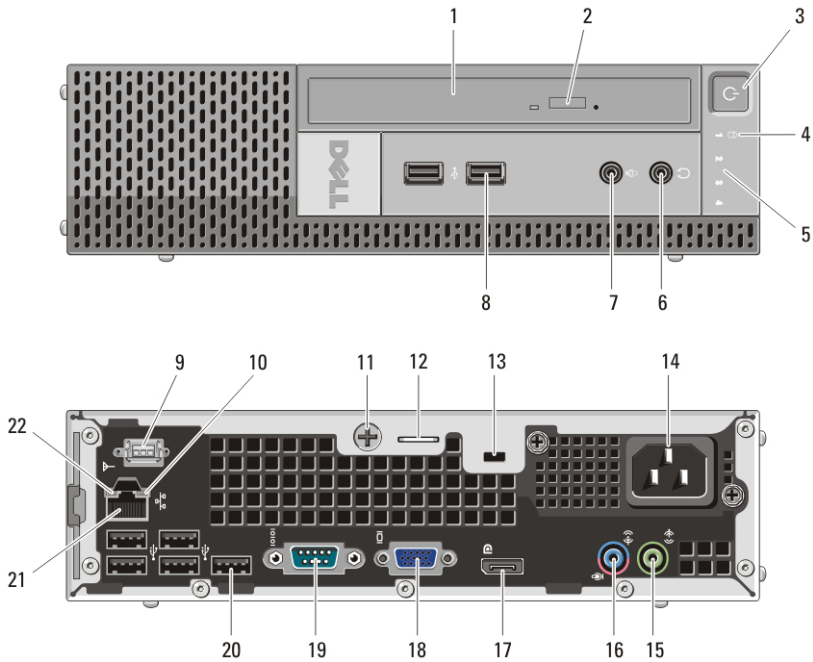
## Računalo sa SFF kućištem — Prednji i stražnji pogled



**Slika 3. Prednji i stražnji pogled na računalo sa SFF kućištem**

- |   |                                     |
|---|-------------------------------------|
| 1. optički pogon                            | 9. prsten lokota                    |
| 2. gumb za otvaranje optičkog pogona        | 10. utor za sigurnosni kabel        |
| 3. gumb napajanja, svjetlo napajanja        | 11. priključak za napajanje         |
| 4. USB 2.0 priključci (4)                   | 12. gumb za dijagnostiku napajanja  |
| 5. priključak za mikrofona                  | 13. svjetlo dijagnostike napajanja  |
| 6. priključak za slušalice                  | 14. priključci stražnje ploče       |
| 7. dijagnostička svijetla (4)               | 15. utori za kartice proširenja (2) |
| 8. svjetlo za označavanje aktivnosti pogona |                                     |

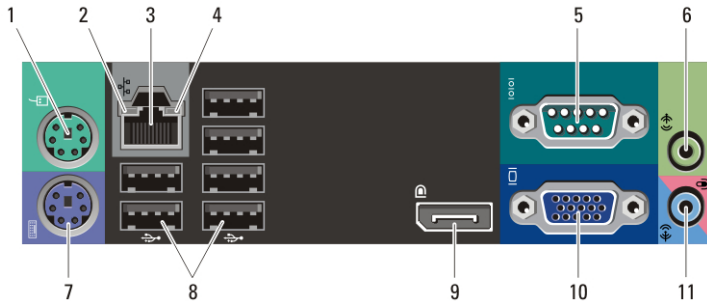
## Računalo s ultra SFF kućištem — Prednji i stražnji pogled



Slika 4. Prednji i stražnji pogled računalo s ultra SFF kućištem

- |   |   |
|---|---|
| 1. optički pogon                            | 12. prsten lokota                           |
| 2. gumb za otvaranje optičkog pogona        | 13. utor za sigurnosni kabel                |
| 3. gumb napajanja, svjetlo napajanja        | 14. priključak za napajanje                 |
| 4. svjetlo za označavanje aktivnosti pogona | 15. priključak za izlaznu liniju            |
| 5. dijagnostička svijetla (4)               | 16. priključak za ulaznu liniju/mikrofon    |
| 6. priključak za slušalice                  | 17. priključak DisplayPort                  |
| 7. priključak za mikrofon                   | 18. VGA priključak                          |
| 8. USB 2.0 priključci (2)                   | 19. serijski priključak                     |
| 9. Wi-Fi antena (opcionally)                | 20. USB 2.0 priključci (5)                  |
| 10. svjetlo za označavanje aktivnosti mreže | 21. mrežni priključak                       |
| 11. pričvrtni vijak                         | 22. svjetlo za označavanje integriteta veze |

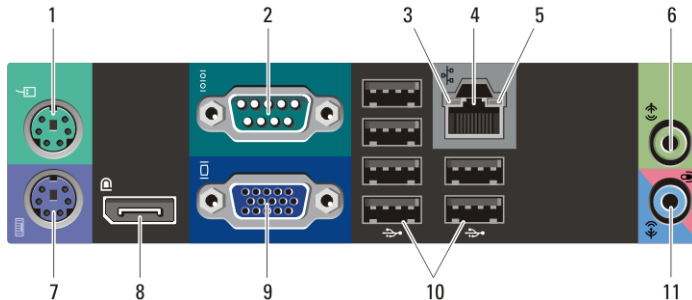
## Mini-Tower And Desktop — Back Panel



Slika 5. Back Panel View of Mini-Tower And Desktop

- |                           |                                  |
|---------------------------|----------------------------------|
| 1. mouse connector        | 7. keyboard connector            |
| 2. link integrity light   | 8. USB 2.0 connectors (6)        |
| 3. network connector      | 9. DisplayPort connector         |
| 4. network activity light | 10. VGA connector                |
| 5. serial connector       | 11. line-in/microphone connector |
| 6. line-out connector     |                                  |

## Small Form Factor — Stražnja ploča



Slika 6. Stražnja ploča računala sa SFF kućištem

- |  |  |
|--|--|
| 1. priključak za miš                       | 6. priključak za izlaznu liniju          |
| 2. serijski priključak                     | 7. priključak za tipkovnicu              |
| 3. svjetlo za označavanje integriteta veze | 8. priključak DisplayPort                |
| 4. mrežni priključak                       | 9. VGA priključak                        |
| 5. svjetlo za označavanje aktivnosti mreže | 10. USB 2.0 priključci (6)               |
|  | 11. priključak za ulaznu liniju/mikrofon |

## Quick Setup

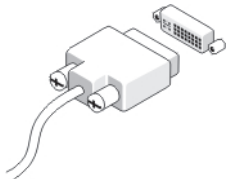


**UPOZORENJE:** Prije nego što započnete bilo koji postupak u ovom odjeljku, pročitajte sigurnosne upute koje ste dobili s računalom. Dodatne informacije o najboljim sigurnosnim postupcima potražite u [www.dell.com/regulatory\\_compliance](http://www.dell.com/regulatory_compliance).

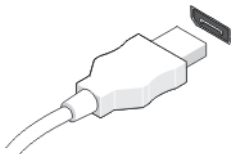


**NAPOMENA:** Neki uređaji možda neće biti uvršteni ako ih niste naručili.

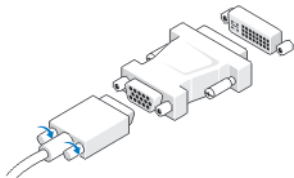
1. Connect the monitor using only one of the following cables:



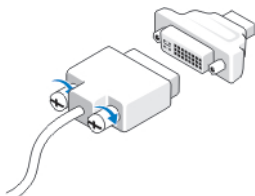
Slika 7. DVI Cable



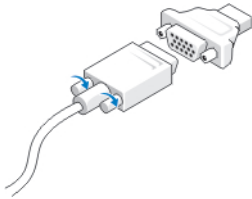
Slika 8. DisplayPort Cable



Slika 9. VGA To DVI Adapter

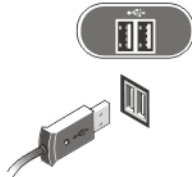


Slika 10. DVI To DisplayPort Adapter



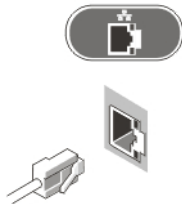
**Slika 11. VGA To DisplayPort Adapter**

2. Connect the USB keyboard or mouse (optional).



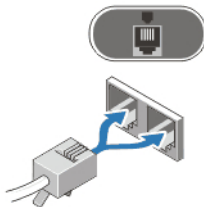
**Slika 12. USB Connection**

3. Connect the network cable (optional).



**Slika 13. Network Connection**

4. Connect the modem (optional).



**Slika 14. Modem Connection**

5. Connect the power cable(s).



**Slika 15. Connecting Power**

6. Press the power buttons on the monitor and the computer.



**Slika 16. Turning On Power**

## Specifications

**NAPOMENA:** Sljedeće specifikacije obuhvaćaju samo ono što se prema zakonu mora isporučiti s vašim računalom. Potpun i ažuran popis specifikacija za računalo možete pronaći na adresi [support.dell.com](http://support.dell.com).

### System Information

Chipset	Intel 6 Series Express Chipset
---------	--------------------------------

### Processor

Processor	<ul style="list-style-type: none"> <li>• Intel Core i5, i7 Quad Core</li> <li>• Intel Core i3 Dual Core</li> <li>• Intel Pentium Dual Core</li> <li>• Intel Celeron Dual Core</li> </ul>
-----------	--

### Video

Type:

Integrated	<ul style="list-style-type: none"> <li>• Intel HD Graphics</li> <li>• Intel HD Graphics 2000</li> </ul>
Discrete	PCI Express x16 graphics adapter
Integrated video memory	up to 1.7 GB shared video memory (Microsoft Windows Vista and Windows 7)



---

## Memory

---

### Memory module connectors

Desktop, Mini-Tower, Small Form Factor	four DIMM slots
--	-----------------

Ultra Small Form Factor	two DIMM slots
-------------------------	----------------

Memory module capacity	1 GB, 2 GB, and 4 GB
------------------------	----------------------

Type	DDR3 1333 MHz
------	---------------

Minimum memory	1 GB
----------------	------

### Maximum memory

Desktop, Mini-Tower, Small Form Factor	16 GB
--	-------

Ultra Small Form Factor	8 GB
-------------------------	------

---

## Drives

---

### Externally accessible:

#### 5.25 inch drive bays

Mini-Tower	two
------------	-----

Desktop	one
---------	-----

Small Form Factor	one slim optical drive bay
-------------------	----------------------------

Ultra Small Form Factor	one slim optical drive bay
-------------------------	----------------------------

### Internally accessible:

#### 3.5 inch SATA drive bays

Mini-Tower	two
------------	-----

Desktop	one
---------	-----

Small Form Factor	one
-------------------	-----

Ultra Small Form Factor	none
-------------------------	------

#### 2.5 inch SATA drive bays

Mini-Tower	two
------------	-----

Desktop	one
---------	-----

---

**Drives**

---

Small Form Factor	one
Ultra Small Form Factor	one

---

**Control Lights And Diagnostic Lights**

---

Power button light	<p>Blue light — Solid blue light indicates power-on state; blinking blue light indicates sleep state of the computer.</p> <p>Amber light — Solid amber light when the computer does not start indicates a problem with the system board or power supply. Blinking amber light indicates a problem with the system board.</p>
Drive activity light	Blue light — Blinking blue light indicates that the computer is reading data from or writing data to the hard drive.
Diagnostic lights	Four lights located on the front panel of the computer. For more information on the diagnostic lights, see the <i>Service Manual</i> at <a href="http://support.dell.com/manuals">support.dell.com/manuals</a> .

---

**Power**

---

Coin-cell battery	3 V CR2032 lithium coin cell
Voltage	
Mini-Tower	100 VAC to 240 VAC, 50 Hz to 60 Hz, 5.00 A
Desktop	100 VAC to 240 VAC, 50 Hz to 60 Hz, 4.40 A
Small Form Factor	100 VAC to 240 VAC, 50 Hz to 60 Hz, 3.60 A
	100 VAC to 240 VAC, 50 Hz to 60 Hz, 4.00 A
Ultra Small Form Factor	100 VAC to 240 VAC, 50 Hz to 60 Hz, 2.90 A
Wattage	
Mini-Tower	265 W
Desktop	250 W

---

## Power

---

Small Form Factor 240 W

Ultra Small Form Factor 200 W


### Maximum heat dissipation


Mini-Tower 1390 BTU/hr

Desktop 1312 BTU/hr

Small Form Factor 1259 BTU/hr

Ultra Small Form Factor 758 BTU/hr

 **NAPOMENA:** Disipacija topline izračunata je na temelju korištenja proračuna potrošnje električne energije u vatima.

 **NAPOMENA:** Važne informacije o podešavanju napona potražite u sigurnosnim informacijama koje ste dobili s računalom.

---

## Physical

---

### Height

Mini-Tower 36.00 cm (14.17 inches)

Desktop 36.00 cm (14.17 inches)

Small Form Factor 29.00 cm (11.42 inches)

Ultra Small Form Factor 23.70 cm (9.33 inches)

### Width

Mini-Tower 17.50 cm (6.89 inches)

Desktop 10.20 cm (4.01 inches)

Small Form Factor 9.26 cm (3.65 inches)

Ultra Small Form Factor 6.50 cm (2.56 inches)

### Depth

Mini-Tower 41.70 cm (16.42 inches)

Desktop 41.00 cm (16.14 inches)

Small Form Factor 31.20 cm (12.28 inches)

---

## Physical

---

Ultra Small Form Factor 24.00 cm (9.45 inches)

### Weight (Minimum)

Mini-Tower 8.87 kg (19.55 lb)

Desktop 7.56 kg (16.67 lb)

Small Form Factor 5.70 kg (12.57 lb)

Ultra Small Form Factor 3.27 kg (7.21 lb)

---

## Environmental

---

### Temperature:

Operating 10 °C to 35 °C (50 °F to 95 °F)

Storage -40 °C to 65 °C (-40 °F to 149 °F)

Relative humidity 20% to 80% (noncondensing)

### Altitude:

Operating -15.20 m to 3048 m (-50 ft to 10,000 ft)

Storage -15.20 m to 10,668 m (-50 ft to 35,000 ft)

Airborne contaminant level G1 or lower as defined by ISA-S71.04-1985

## Traženje dodatnih informacija i resursa

Pogledajte sigurnosne i regulatorne dokumente koji su isporučeni s vašim računalom i web-mjesto za usklađenost sa zakonskim odredbama na [www.dell.com/regulatory\\_compliance](http://www.dell.com/regulatory_compliance) za dodatne informacije o:

- najboljim sigurnosnim postupcima
- pravnoj certifikaciji
- ergonomiji

Za dodatne informacije pogledajte [www.dell.com](http://www.dell.com):

- Jamstvo
- Uvjeti i odredbe (samo SAD)
- Licencni ugovor s krajnjim korisnikom (EULA)

Information in this publication is subject to change without notice.

© 2011 Dell Inc. All rights reserved.

Reproduction of these materials in any manner whatsoever without the written permission of Dell Inc. is strictly forbidden.

Trademarks used in this text: Dell™, the DELL logo, Dell Precision™, Precision ON™, ExpressCharge™, Latitude™, Latitude ON™, OptiPlex™, Vostro™, and Wi-Fi Catcher™ are trademarks of Dell Inc. Intel®, Pentium®, Xeon®, Core™, Atom™, Centrino®, and Celeron® are registered trademarks or trademarks of Intel Corporation in the U.S. and other countries. AMD® is a registered trademark and AMD Opteron™, AMD Phenom™, AMD Sempron™, AMD Athlon™, ATI Radeon™, and ATI FirePro™ are trademarks of Advanced Micro Devices, Inc. Microsoft®, Windows®, MS-DOS®, Windows Vista®, the Windows Vista start button, and Office Outlook® are either trademarks or registered trademarks of Microsoft Corporation in the United States and/or other countries. Blu-ray Disc™ is a trademark owned by the Blu-ray Disc Association (BDA) and licensed for use on discs and players. The Bluetooth® word mark is a registered trademark and owned by the Bluetooth® SIG, Inc. and any use of such mark by Dell Inc. is under license. Wi-Fi® is a registered trademark of Wireless Ethernet Compatibility Alliance, Inc.

Other trademarks and trade names may be used in this publication to refer to either the entities claiming the marks and names or their products, Dell Inc. disclaims any proprietary interest in trademarks and trade names other than its own.